

vtech[®]

User's Manual

Baby Amaze[™] Pretend and Discover Bunny[™]



© 2016 VTech
Printed in China
91-003158-000 

Dear Parent,

At VTech®, we know how much children love to take care of baby dolls. Blending classic role play with innovative technology, Baby Amaze™ has been designed for children whose parents want to combine nurturing concepts with educational content.

Baby Amaze™ features adorable products that interact with your child through fun educational phrases and baby care reminders that incorporate learning into role play.

Playing with the Baby Amaze™ items introduces your child to reading concepts, age-appropriate vocabulary words, parts of the body, colors, numbers, animals and more while listening to encouraging phrases.

Additionally, Baby Amaze™ features buttons and other manipulative elements to encourage the development of your child's fine motor skills. Baby Amaze™ also includes a variety of classic nursery rhymes, sing-along songs, lullabies and melodies for even more fun!

At VTech®, we know that a child has the ability to do great things. That's why all of our electronic learning products are uniquely designed to develop children's minds and allow them to learn to the best of their ability. We thank you for trusting VTech® with the important job of helping your child learn and grow!


Sincerely,

Your friends at VTech®

To learn more about VTech® toys, visit vtechkids.com

INTRODUCTION

Thank you for purchasing the **Baby Amaze™ Pretend & Discover Bunny™** by **VTech®**! This baby doll loves to dress up as her favorite animal. In addition to learning about bunnies, your little one will also hear sing-along songs and a short story.



INCLUDED IN THIS PACKAGE

- One Baby Amaze™ Pretend & Discover Bunny™
- User's manual

WARNING: All packing materials, such as tape, plastic sheets, packaging locks and tags are not part of this toy, and should be discarded for your child's safety.

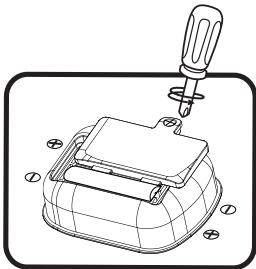
ATTENTION: Pour la sécurité de votre enfant, débarrassez-vous de tous les produits d'emballage tels que rubans adhésifs, feuilles de plastique, attaches et étiquettes. Ils ne font pas partie du jouet.

NOTE: Please keep this user's manual as it contains important information.

GETTING STARTED

BATTERY INSTALLATION

1. Open fabric on back of the doll.
2. Make sure the unit is turned **OFF**.
3. Locate the battery cover of the unit.
4. Use a screwdriver to loosen the screw and open the battery cover.
5. Install 2 new "AAA" size (LR03/AM-4) batteries following the diagram inside the battery box. (The use of new alkaline batteries is recommended for maximum performance.)
6. Replace the battery cover to secure it.



BATTERY NOTICE

- Use new alkaline batteries for maximum performance.
- Use only batteries of the same or equivalent type as recommended.
- Do not mix different types of batteries: alkaline, standard (carbon-zinc) or rechargeable (Ni-Cd, Ni-MH), or new and used batteries.
- Do not use damaged batteries.
- Insert batteries with the correct polarity.
- Do not short-circuit the battery terminals.
- Remove exhausted batteries from the toy.
- Remove batteries during long periods of non-use.
- Do not dispose of batteries in fire.
- Do not charge non-rechargeable batteries.
- Remove rechargeable batteries from the toy before charging (if removable).
- Rechargeable batteries are only to be charged under adult supervision.

PRODUCT FEATURES


1. ON/OFF/VOLUME SWITCH

Slide the **ON/OFF/VOLUME SWITCH** to turn the unit **ON** and adjust the volume. To turn the unit **OFF**, slide the switch to **OFF**.




2. BUNNY BUTTON

Press the **BUNNY BUTTON** to learn fun bunny facts and hear sing-along songs and a short story!



3. HEART BUTTON

Press the light-up **HEART BUTTON** and care for the baby doll by responding to her requests!



SONG LIST

1. Bunny ears are long and help them hear.
You're my mommy - you're a dear.
2. Hippety, hoppety, jumpity, joppety.
Hop, hop, hop.
3. Bunny hops over a puddle,
Bunny munches in the meadow.
And now, I'm ready for a cuddle!

CARE & MAINTENANCE

1. Keep the unit clean by wiping it with a slightly damp cloth.
2. Keep the unit out of direct sunlight and away from any direct heat source.
3. Remove the batteries when the unit is not in use for an extended period of time.
4. Do not drop the unit on hard surfaces and do not expose the unit to moisture or water.

TROUBLESHOOTING

If for some reason the program/activity stops working or malfunctions, please follow these steps:

1. Please turn the unit **OFF**.
2. Interrupt the power supply by removing the batteries.
3. Let the unit stand for a few minutes, then replace the batteries.
4. Turn the unit **ON**. The unit should now be ready to play again.
5. If the product still does not work, replace with a new set of batteries.

If the problem persists, please call our Consumer Services Department at 1-800-521-2010 in the U.S., or 1-877-352-8697 in Canada, and a service representative will be happy to help you.



Note:

This equipment generates and uses radio frequency energy and if not installed and used properly, that is, in strict accordance with the manufacturer's instructions, it may cause interference to radio and television reception. It has been type tested and found to comply within the limits for a Class B computing device in accordance with the specifications in Sub-part J of Part 15 FCC rules, which are designed to provide reasonable protection against such interference in a residential installation. However, there is no guarantee that interference will not occur in a particular installation. If this equipment does cause interference with radio or television reception, which can be determined by turning the equipment on and off, the user is encouraged to try to correct the interference by one or more of the following measures:

- Reorient or relocate the receiving antenna.
- Increase the separation between the equipment and receiver.
- Connect the equipment into an outlet on a circuit different from that to which the receiver is connected.
- Consult the dealer or an experienced radio/TV technician for help.

Caution: changes or modifications not expressly approved by the party responsible for compliance could void the user's authority to operate the equipment.

THIS DEVICE COMPLIES WITH PART 15 OF THE FCC RULES. OPERATION IS SUBJECT TO THE FOLLOWING TWO CONDITIONS: (1) THIS DEVICE MAY NOT CAUSE HARMFUL INTERFERENCE, AND (2) THIS DEVICE MUST ACCEPT ANY INTERFERENCE RECEIVED, INCLUDING INTERFERENCE THAT MAY CAUSE UNDESIRE OPERATION.

THIS CLASS B DIGITAL APPARATUS COMPLIES WITH CANADIAN ICES-003.

CET APPAREIL NUMÉRIQUE DE LA CLASSE B EST CONFORME À LA NORME NMB-003 DU CANADA.



PRODUCT WARRANTY

This Warranty is applicable only to the original purchaser, is non-transferable and applies only to "VTech" products or parts. This product is covered by a 3-month Warranty from the original purchase date, under normal use and service, against defective workmanship and materials. This Warranty does not apply to (a) consumable parts, such as batteries; (b) cosmetic damage, including but not limited to scratches and dents; (c) damage caused by use with non-VTech products; (d) damage caused by accident, misuse, unreasonable use, immersion in water, neglect, abuse, battery leakage, or improper installation, improper service, or other external causes; (e) damage caused by operating the product outside the permitted or intended uses described by VTech in the owner's manual; (f) a product or part that has been modified (g) defects caused by normal wear and tear or otherwise due to the normal aging of the product; or (h) if any VTech serial number has been removed or defaced.

Prior to returning a product for any reason, please notify the VTech Consumer Services Department, by sending an email to vtechkids@vtechkids.com or calling 1-800-521-2010. If the service representative is unable to resolve the issue, you will be provided instructions on how to return the product and have it replaced under Warranty. Return of the product under Warranty must adhere to the following rules:

If VTech believes that there may be a defect in the materials or workmanship of the product and can confirm the purchase date and location of the product, we will at our discretion replace the product with a new unit or product of comparable value. A replacement product or parts assumes the remaining Warranty of the original product or 30 days from the date of replacement, whichever provides longer coverage.

THIS WARRANTY AND THE REMEDIES SET FORTH ABOVE ARE EXCLUSIVE AND IN LIEU OF ALL OTHER WARRANTIES, REMEDIES AND CONDITIONS, WHETHER ORAL, WRITTEN, STATUTORY, EXPRESS OR IMPLIED. IF VTECH CANNOT LAWFULLY DISCLAIM STATUTORY OR IMPLIED WARRANTIES THEN TO THE EXTENT PERMITTED BY LAW, ALL SUCH WARRANTIES SHALL BE LIMITED TO THE DURATION OF THE EXPRESS WARRANTY AND TO THE REPLACEMENT SERVICE AS DETERMINED BY VTECH IN ITS SOLE DISCRETION.

To the extent permitted by law, VTech will not be responsible for direct, special, incidental or consequential damages resulting from any breach of Warranty.

This Warranty is not intended to persons or entities outside the United States of America. Any disputes resulting from this Warranty shall be subject to the final and conclusive determination of VTech.